

PROTECT AGAINST BASEMENT MOLD AND MILDEW!

J-DRain[®] Interior Drain

A Total Basement Moisture Control System

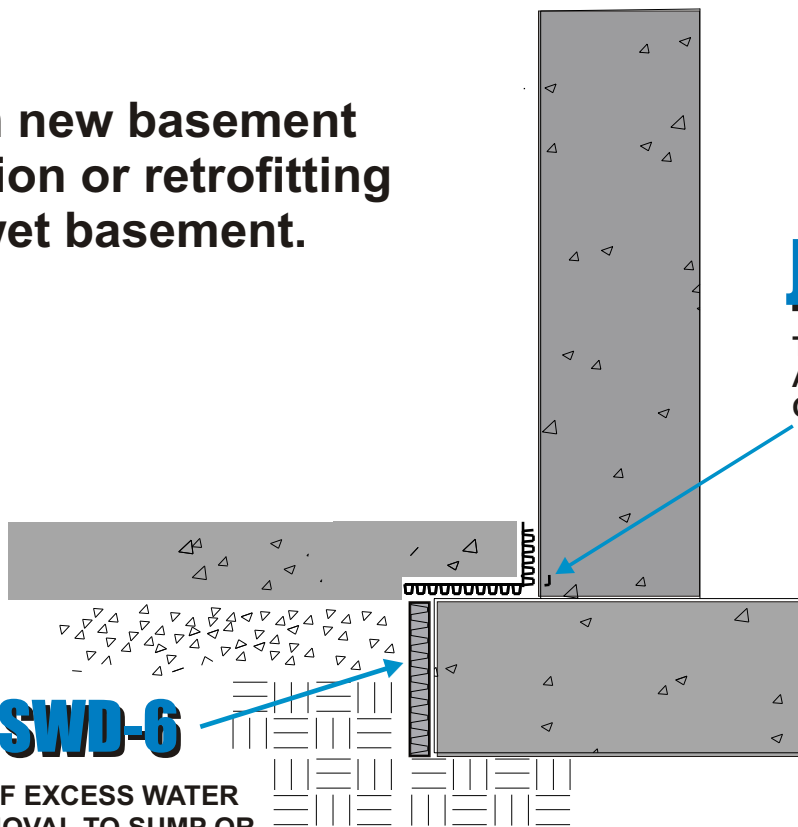
For use in new basement construction or retrofitting existing wet basement.

J-DRain 400

TO UNDER SLAB DRAINAGE
ALLOWS FOR EASY PASSAGE
OF WATER

J-DRain SWD-6

FOR COLLECTION OF EXCESS WATER
AND FOR EASY REMOVAL TO SUMP OR
DAYLIGHT



info@j-drain.com

www.j-drain.com

JDR Enterprises, Inc.


292 S. Main St., Suite 200 Alpharetta, GA 30009
(800) 843-7569 (770) 442-1461 Fax: (770) 664-7951

J-DRain[®] Interior Drain Components:

J-DRain 400

INTERIOR FOUNDATION DRAINAGE

An interior drainage system consisting of a dimple core that can be cut to desired width on site and installed against a foundation wall and bent on top of the footing prior to the placement of the basement slab. This provides an opening for water to escape to the gravel fill under the basement slab. This excess water is taken to daylight or to a sump for removal.




(Fabric optional)

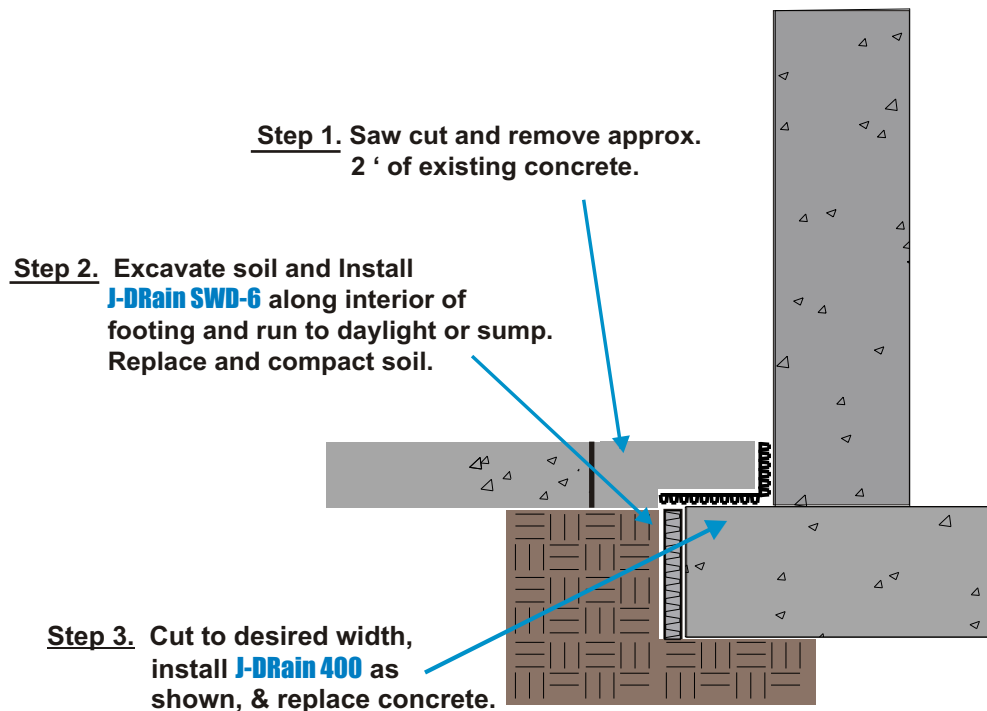
J-DRain SWD-6

COMPOSITE DRAINAGE SYSTEM

Consists of a high impact dimpled polystyrene core which is wrapped with a filter fabric forming a drainage composite. This drainage composite can be used for interior or exterior drainage applications and is provided in 6" x 165' rolls.



J-DRain Interior Drain RETROFITTING WET BASEMENTS



info@j-drain.com

www.j-drain.com

JDR Enterprises, Inc.

292 S. Main St., Suite 200 Alpharetta, GA 30009
(800) 843-7569 (770) 442-1461 Fax: (770) 664-7951